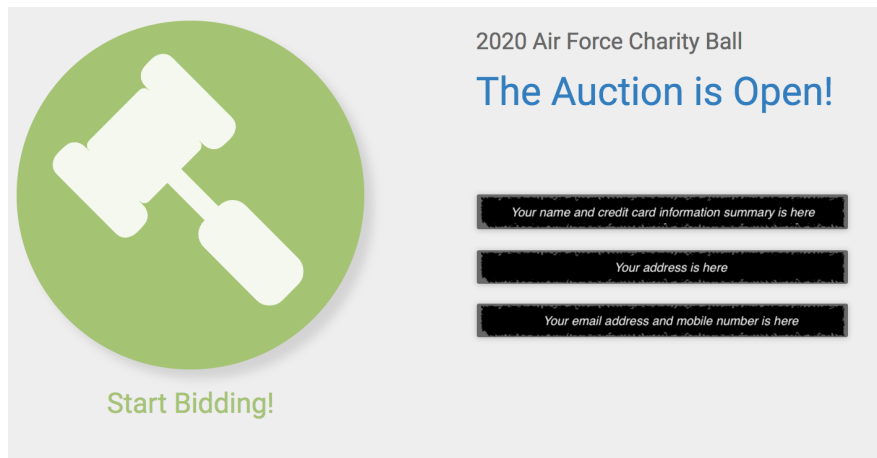


**Q - I am already registered. How do I update my bidding profile mobile phone and email information?**


A - On the bidding site (<https://airforcecharityball2020.ggo.bid>), click START BIDDING (START on mobile devices) in the upper right corner and log in.




Once you log in, you will see:





Click on any of the three grey-black boxes to update the information. For email address and mobile number updates, click on the bottom box.


If the **START BIDDING** (**START** on mobile devices) is not shown, click on  in the upper left corner to


view the menu and log out by click on  located at the bottom of the menu:


 **2020 Air Force Charity Ball**  
[CLICK TO VIEW MENU](#)


 [Donate Now! Thank You For Your Support.](#)


**Favorites**   
Packages you're currently watching

**Bids**   
Packages you've bid on

**Act Now**   
**No Bids**  
**Opening Soon**  
**Multisale**

**Categories**   
[CLICK TO LOG OUT](#)

All  
**Air Force Aid Society** 

Your Name is Displayed Here 

[Terms of Use](#)   [Privacy Statement](#)

*Then log back in by clicking **START BIDDING** (**START** on mobile devices) in the upper right corner and log*